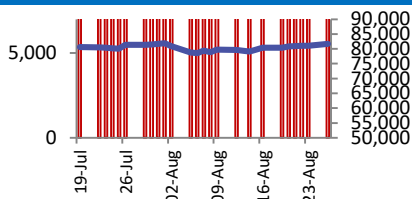
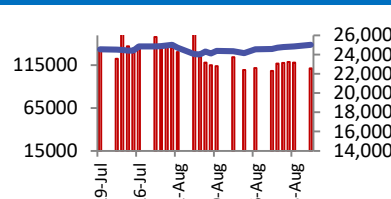


BSE



Open	81388
High	81824
Low	81278
Close	81698
Change	612
Volume (Lacs)	9353
Turnover (Rs.inCr)	9172

NSE



Open	24906
High	25044
Low	24875
Close	25011
Change	187
Volume(Lacs)	42672
Turnover(Rs.in Cr)	111305

World Markets	Current	Previous	Pt. Chg	Var(%)
Dow	41241	41175	66	0.2%
Dow Futures	41322	41335	(13)	0.0%
Nasdaq	17726	17878	(152)	-0.9%
FTSE	8328	8328	Closed	Closed
Nikkei	38056	38110	(54)	-0.1%
Hang Seng	17777	17799	(22)	-0.1%
Gift Nifty	25021	25037	(16)	-0.1%
Straits Singapore	3388	3396	(8)	-0.2%
South Korea	2687	2698	(11)	-0.4%
Taiwan	22110	22240	(130)	-0.6%
Shanghai	2850	2856	(6)	-0.2%

Commodity Prices	Current	Previous	Pt. Chg	Var(%)
Copper (\$/MT)	9289	9131	158.0	1.7%
Alumin (\$/MT)	2542	2480	62.0	2.5%
Zinc (\$/MT)	2912	2858	54.0	1.9%
Brent Crude (\$/bbl)	81.0	81.0	0.0	0.0%
Gold (\$/Ounce)	2509	2518	(9.0)	-0.4%
Silver (\$/Ounce)	30.0	30.0	0.0	0.0%
Light Crude (\$/bbl)	77.0	77.0	0.0	0.0%
N G (\$/mmbtu)	2.0	2.0	0.0	0.0%
Sugar (\$/MT)	526.0	512.0	14.0	2.7%
Rubber (Rs./kg)	235.0	235.0	0.0	0.0%
Baltic Dry Index	1762	1768	(6.0)	-0.3%

Currency Exchange Rate	Current	Previous	Var(%)
Rs./\$ rate	83.90	83.90	0.00%
Rs./ Euro	93.75	93.28	0.50%
Rs./Chinese Yuan	11.77	11.78	-0.08%
Yen /\$ rate	144.85	144.53	0.22%
\$ US/Euro	1.12	1.12	0.00%

Dollar Index	Current	Previous	Var(%)
Dollar Index	105.26	105.28	-0.02%

Support/ Resistance Levels for Today		
	Nifty	Bank Nifty Fut
Support 1	24940	51040
Support 2	24870	50870
Resistance	25100	51400

Securities in Ban For Trade	
AARTIIND	INDIACEM
ABFRL	IEX
BALRAMCHIN	RBLBANK
BSOFT	CHAMBLFERT

Market Review

US: US stock market ended mixed on Monday with the Dow Jones posting record close.

Asia: Asian markets traded lower, while the US stock market ended mixed overnight, weighed down by tech stocks.

India: On Monday, the Indian stock market indices ended with strong gains, with the Nifty 50 reclaiming the 25,000 level. Indian equities celebrated the festive day by regaining the 25k mark after an indication from the US Fed that interest rate cuts are most likely to start from its September meeting. **Market is expected to open on a flattish note and likely to witness range bound move during the day.**

Global Economy: China's industrial profits grew faster in July, data showed on Tuesday, even as sluggish domestic demand weighs on the recovery in the world's second-largest economy. Profits in July jumped 4.1% from a year earlier following a 3.6% rise in June, according to National Bureau of Statistics (NBS) data. For the January-July period, profits expanded slightly faster at 3.6% compared with 3.5% in the first half, offering some hope of improving momentum amid dreary factory output, export, prices and banking lending numbers earlier in August.

Nigeria's economy grew 3.19% in the second quarter of 2024 compared with the same quarter last year, lifted by higher crude oil production and the performance of its services sector. The growth rate was quicker than the 2.51% growth recorded in the second quarter of 2023 and the 2.98% growth seen in the first quarter of this year. The oil sector, which accounts for the bulk of government revenue and foreign-exchange reserves, expanded 10.15%, while agriculture grew 1.41%. Industrial output rose 3.53%. Nigeria recorded average daily oil output of 1.41 million barrels per day (mbpd) in the second quarter, up from the daily average of 1.22 mbpd in the same quarter of 2023.

Commodities: The Gold price trades in negative territory amid the modest recovery of the US Dollar on Tuesday. Nonetheless, the signal from US Federal Reserve Chair Jerome Powell at Jackson Hole to start cutting interest rates is likely to support the precious metal.

Crude oil prices traded lower after jumping more than 3% in the previous session as Libya's eastern government said it would halt exports.

Currency: The dollar edged higher on Tuesday and major currencies traded sideways as lingering concerns over tensions in the Middle East partially offset investors' optimism for imminent U.S. interest rate cuts.

FII Derivative Transactions (Rs. Cr)

Contracts	Purchase		Sell		Net	Open Interest (OI)		OI (Previous day)		Change	
	Contract	Value	Contract	Value		Contract	Value	Contract	Value	Contract	Value
Index Future	158244	10614	113786	7553	3061	559695	37480	556653	37187	3042	293
Index Option	28176661	1872738	28113077	1867575	5163	6592977	436310	5913372	388779	679605	47531
Stock Future	1812963	143285	1766578	140010	3275	4252886	335249	4229905	330154	22981	5095
Stock Option	581699	47731	558983	45868	1863	914800	73163	922788	73211	(7988)	(48)
Total	30729567	2074368	30552424	2061006	13362	12320358	882202	11622718	829331	697640	52871

FII All Activity-BBG (Rs Cr)	Buy	Sell	Net
19-Aug-24	13171	14927	(1756)
20-Aug-24	18601	14566	4035
21-Aug-24	17463	17894	(431)
22-Aug-24	19040	17188	1852
23-Aug-24	17959	14077	3882
Month to date- Aug	265276	274845	(9569)
FII (Prov.) (Rs Cr)	Buy	Sell	Net
20-Aug-24	17715	19173	(1458)
21-Aug-24	16888	17688	(800)
22-Aug-24	18463	17091	1372
23-Aug-24	16776	14831	1944
26-Aug-24	12749	12266	483
Month to date-Aug	257687	287789	(30102)
DII (Prov.) (Rs. Cr)	Buy	Sell	Net
20-Aug-24	13183	10931	2252
21-Aug-24	13300	10202	3097
22-Aug-24	12240	9268	2972
23-Aug-24	13341	10445	2896
26-Aug-24	13045	11175	1870
Month to date-Aug	239746	190795	48951
FII Debt - BBG (Rs. Cr)	Buy	Sell	Net
19-Aug-24	2610	255	2355
20-Aug-24	1547	644	902
21-Aug-24	855	452	403
22-Aug-24	760	2626	(1866)
23-Aug-24	2239	722	1517
Month to date- Aug	25421	14245	11176

Market Breadth	BSE		NSE	
	No.	%	No.	%
Advance	2143	51%	1447	52%
Decline	1913	46%	1298	46%
Unchanged	141	3%	57	2%

Market Turnover	26-Aug	23-Aug	Var (%)
BSE Cash	9172	10736	-15%
NSE Cash	111305	117927	-6%
NSE Futures	344070	158969	116%
NSE Options	24837765	10092686	146%
Total (Rs.Cr)	25302312	10380318	144%

Volatility Index	26-Aug	23-Aug
Volatility Index	13.80	13.55

Index PE - TTM	26-Aug	Yr. High	Yr. Low
Sensex	24.0	26.0	21.8
Nifty	23.2	28.8	20.3

Corporate News

BHEL secures Rs 11,000 cr contract for three supercritical power projects from Adani Power

Bharat Heavy Electricals Limited (BHEL) announced a contract with AdPower Limited (APL) and its subsidiary Mahan Energen Limited (MEL) for developing three Supercritical Thermal Power projects worth over Rs 11000 crore, excluding GST. The agreement, signed on Sunday, entails the supply of critical equipment and supervision of the erection and commissioning processes for the projects (ET)

Medi Assist to acquire Paramount Health from Fairfax Asia, Nayan Shah and family at Rs 312 cr enterprise value

Medi Assist Healthcare Services, which offers third-party administration services to insurance firms, said on August 26 it will fully acquire Paramount Health Services & Insurance TPA at an enterprise value of Rs 311.8 crore, making this the one of the largest TPA deals in India. With the acquisition of Paramount TPA, Medi Assist TPA's market share will grow to 36.6 percent for the group segment and 23.6 percent of the health insurance industry, by premiums managed. Paramount TPA works with 30 insurers and over 3,000 group customers and retail policyholders. (BQ)

Economy

India adds record 15 GW solar capacity in Jan-Jun

In the first half of 2024, India saw record solar installations, adding about 15 GW, as developers rushed to complete delayed projects, Mercom Capital reported. This surpassed previous records by a significant margin and evidenced a 282% increase over 2023's figures. Solar energy made up 19.5% of India's installed power capacity by June 2024. (ET)

International

China's PDD suffers \$40 billion market cap wipeout after flagging an uncertain market

TChina's PDD Holdings missed market estimates for quarterly revenue on Monday, and downbeat comments from executives about China's domestic e-commerce competition and the firm's global outlook sent its shares down more than 28%.China's fragile economy, persistent weakness in the property sector and high youth unemployment rates, have led consumers to cut back on purchases, weighing on the country's retail and e-commerce sectors and prompting cut-throat competition for market share among e-commerce giants. (Inv)

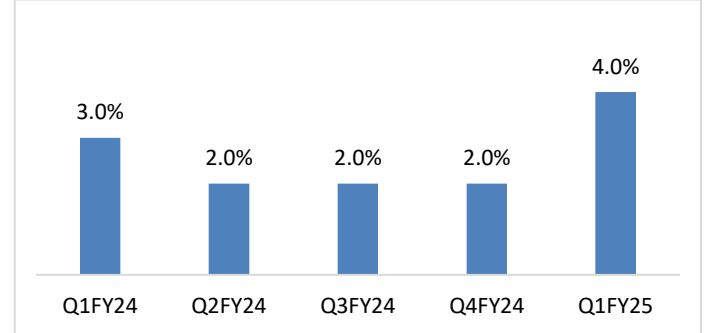
Top 5 Nifty Gainers	26-Aug	23-Aug	Var(%)
HINDALCO	712	685	3.9%
HCLTECH	1719	1661	3.5%
NTPC	415	402	3.2%
BAJAJFINSV	1686	1640	2.8%
ONGC	328	319	2.8%
Top 5 Nifty Losers	26-Aug	23-Aug	Var(%)
APOLLOHOSP	6780	6861	-1.2%
HEROMOTOCO	5344	5385	-0.8%
ADANIPTS	1483	1491	-0.6%
MARUTI	12244	12302	-0.5%
EICHERMOT	4875	4898	-0.5%

BSE Index Watch	Last	1 day	1 wk	1 mth	1 yr
SENSEX	81698	0.8%	1.6%	0.4%	25.9%
MIDCAP	48639	0.7%	2.1%	2.0%	58.3%
SMLCAP	55796	0.2%	2.2%	2.8%	54.7%
AUTO	58653	0.4%	2.3%	-1.0%	68.1%
BANKEKX	58232	0.3%	1.4%	-0.7%	17.0%
Capital Goods	73474	0.2%	0.9%	0.1%	67.0%
FMCG	23162	0.4%	2.2%	2.1%	24.5%
Health Care	42163	0.1%	1.8%	4.9%	52.5%
IT	42440	1.4%	1.3%	1.4%	35.7%
METAL	32837	2.0%	4.1%	1.8%	54.5%
Oil & Gas	32549	1.2%	0.3%	2.2%	74.0%
Power	8277	0.2%	-0.1%	1.7%	91.5%
Realty	8090	1.7%	-1.4%	-3.8%	89.6%

NSE USD Futures	26-Aug	23-Aug	Var (%)
August Expiry (Rs./\$)	83.91	84.81	-1.1%
Sept Expiry (Rs./\$)	83.79	83.92	-0.2%
Total Turnover (Rs. Crore)	9394	3851	144%

Sectors	TTM PE
Auto	33.11
Auto Ancillary	53.42
Banking	14.76
Engineering	43.82
Cement	79.59
Diamonds & Jewellery	54.53
Housing Finance	24.6
Infrastructure & Const	35.6
Metals-Aluminium	40.12
Metal – Steel	19.49
Oil Expl.	14.15
Pharma	12.67
Power – Gen. Supp.	45.04
Information Tech.	27.24
Sugar	23.77
Telecom Serv. Prov.	81.32
Tyres	27.65

Hindustan Unilever Ltd. Volume Growth YoY (Source: Company Data)



10 year G-Sec Yield	Current	Previous	Change
US	3.82%	3.82%	0 bps
Japan	0.89%	0.89%	0 bps
India	6.85%	6.86%	(1) bps
UK	3.91%	3.96%	(5) bps
Libor 3 Mths	5.34%	5.33%	1 bps

Indian Eco Data	Current	Previous	Var(%)
Forex Reserve (US\$ in bn)	654	652	0.3%
Inflation - WPI	2.04%	3.36%	(132) bps
Inflation - CPI	3.54%	5.08%	(154) bps

India GDP	Q4FY24	Q3FY24	Var(%)
Growth	7.76%	8.57%	(81) bps

Monetary Policy	Current	Previous	Change
Repo Rate	6.50%	6.50%	0 bps
Reverse Repo Rate	3.35%	3.35%	0 bps
CRR	4.50%	4.50%	0 bps
O/S Banking System Liquidity (Rs bn)	861	861	(0.2)

IIP Growth %	Jun-24	Jun-23	Apr-Feb
IIP	4.2	4.0	5.6
Mining	10.3	7.6	7.6
Manufacturing	2.6	3.5	4.4
Electricity	8.6	4.2	9.2

ADR Price Movement

Company	Price (US\$)	Volume	Previous Day Price	Volume	Variance (%)	No. of Share Per ADR	ADR Price (Rs.)	BSE Price	Variance (%)
Infosys Tech	22.44	4569043	22.34	4428560	0.45%	1	1882.72	1876.15	0.4%
Wipro	6.19	750363	6.13	1262462	0.98%	1	519.34	520.00	-0.1%
Dr.Reddy's	82.40	99217	82.16	276112	0.29%	1	6913.36	6943.30	-0.4%
ICICI Bank	28.67	2749904	28.60	4235646	0.24%	2	1202.71	1213.30	-0.9%
HDFC Bank	61.22	1178839	60.93	2447869	0.48%	3	1712.12	1639.95	4.4%

GDR's (US\$)

	Prices	Prev. Close	Change	Var %
L&T	43.40	42.80	0.6	1.4%
RIL	71.60	71.40	0.2	0.3%
SBI	97.70	97.50	0.2	0.2%

US Economy Data	Current	Previous
Inflation (%) (YoY)	2.90%	3.00%
Unemployment (%)	4.30%	4.10%

Interest Rate (%)	Current	Previous
Fed Rate	5.50%	5.50%

US GDP	Q2CY24	Q1CY24	Q4CY22
Growth (QoQ Annualized)	2.80%	1.4%	2.60%

China Economy Data	Current	Previous
GDP	4.70%	5.30%
Inflation – CPI (%)	0.50%	0.20%

Economic Calendar

	Date
Indian GDP Data	30 Aug
Indian Inflation Data CPI	12 Sep
Indian Inflation Data WPI	16 Sep
Indian Monetary Policy	09 Oct
India's Industrial Production (IIP)	12 Sep
US Inflation Data	11 Sep
US GDP	30 Aug
US Unemployment Data	16 Sep
US Fed Rate	18 Sep
China GDP	18 Oct
China Inflation Data	9 Sep

Event Update

Name	Date	Purpose
Aditya Vision Ltd.	27-08-2024	Stock Split from Rs.10/- to Re.1/-
KDDL Ltd.	27-08-2024	Rs.4.00 per share(40%)Final Dividend
Suprajit Engineering Ltd.	27-08-2024	Buy Back of Shares
Technocraft Industries (India) Ltd.	27-08-2024	Buy Back of Shares
United Drilling Tools Ltd.	27-08-2024	Rs.0.60 per share(6%)First Interim Dividend
Force Motors Ltd.	28-08-2024	Rs.20.00 per share(200%)Final Dividend
Hazoor Multi Projects Ltd.	28-08-2024	Rs.2.00 per share(20%)First Interim Dividend
Hindustan Zinc Ltd.	28-08-2024	Rs.19.00 per share(95%)Second Interim Dividend
Shekhawati Industries Ltd.	28-08-2024	Consolidation of Shares from Re.1/- to Rs.10/-
Radiant Cash Management Services Ltd.	29-08-2024	Rs.2.50 per share(250%)Final Dividend
Birla Precision Technologies Ltd.	30-08-2024	Rs.0.05 per share(2.5%)Final Dividend
Bombay Metrics Supply Chain Ltd.	30-08-2024	Dividend
Career Point Ltd.	30-08-2024	Rs.1.00 per share(10%)Interim Dividend
Focus Lighting & Fixtures Ltd.	30-08-2024	Dividend
Ganesh Housing Corporation Ltd.	30-08-2024	Rs.11.00 per share(110%)Final Dividend
India Tourism Development Corporation Ltd.	30-08-2024	Rs.2.52 per share(25.2%)Final Dividend
Indian Toners & Developers Ltd.	30-08-2024	Buy Back of Shares
Jasch Gauging Technologies Ltd.	30-08-2024	Rs.2.50 per share(25%)Dividend
Jindal Stainless Ltd.	30-08-2024	Rs.2.00 per share(100%)Final Dividend
JTL Industries Ltd	30-08-2024	Rs.0.25 per share(12.5%)Final Dividend
Kama Holdings Ltd.	30-08-2024	Interim Dividend
Marshall Machines Ltd.	30-08-2024	Annual General Meeting
MOIL Ltd.	30-08-2024	Rs.2.55 per share(25.4999%)Final Dividend
NCC Ltd.	30-08-2024	Rs.2.20 per share(110%)Dividend

Bulk Deal As On 26/08/24

BSE

Security Code	Security Name	Client Name	Deal	Quantity	Price
538351	AFEL	SEIFER RICHARD MASCARENHAS	B	100000	15.74
539115	ALAN SCOTT	NIRMAL AGGARWAL	S	17769	92.98
539115	ALAN SCOTT	SALONI RAJESH SHAH	B	10000	92.92
531252	ANERI	NARENDRA BABU KADATHUR HARIDAS	B	38432	6.59
540135	ARCFIN	SKSE SECURITIES LIMITED CORP CM/TM PROP A/C	S	3764746	1.38
540135	ARCFIN	SKSE SECURITIES LIMITED CORP CM/TM PROP A/C	B	650933	1.38
544183	ASSOCIATED	SHERWOOD SECURITIES PVT LTD	B	7000	201.22
522005	AUSTENG	MEENU GOEL	B	32000	234.07
544177	AZTEC	YAMINI SRIRAM	B	70000	121.46
506365	CHEMOPH	MAHENDRABHAI GULABDAS PATEL	S	11421	66.63
506365	CHEMOPH	MAHENDRABHAI GULABDAS PATEL	B	10	71.42
506365	CHEMOPH	RAVAL NAMAN VIRENDRAKUMAR	B	17929	66.88
523844	CONSTRONIC	MANISH KUMAR JAIN HUF	B	70000	93.28
523844	CONSTRONIC	SUNDARI	S	75000	93.28
542155	DGL	LABHU GORDHAN BHADANI	S	60000	3.5
521137	EUREKAI	MICRO SPARK VENTURES LLP	B	50511	4.04
543521	FONE4	ANSARI NAMRA FIRDAUS AAMIR ANJUM	B	200000	6.54
504397	GANHOLD	ALPESHBHAI RASIKLAL SHAH	S	18	133.05
504397	GANHOLD	ALPESHBHAI RASIKLAL SHAH	B	2080	121.56
504397	GANHOLD	GAURESH CHHAGANLAL DESAI	S	11000	121.61
512443	GANONPRO	ALPESHBHAI RASIKLAL SHAH	S	53900	9.25
512443	GANONPRO	AMIT KUMAR JAIN	S	194918	9.43
512443	GANONPRO	AMIT KUMAR JAIN	B	301499	9.43
512443	GANONPRO	ANSH NARESH GOYAL	S	60547	9.26
512443	GANONPRO	JAI VINAYAK SECURITIES	S	13238	9.43
512443	GANONPRO	JAI VINAYAK SECURITIES	B	90516	9.31
512443	GANONPRO	KIRAN KUMAR KANTIBHAI SHETH	S	77000	9.44
512443	GANONPRO	KIRAN KUMAR KANTIBHAI SHETH	B	20000	8.7
512443	GANONPRO	MEHUL C MUNJASARA HUF	B	50000	9.41
512443	GANONPRO	SUMANCHEPURI	S	230000	9.42
512443	GANONPRO	SUMANCHEPURI	B	1121	9.1
530317	GODAVARI	MADHUSUDHAN GUNDA	S	33892	112
530317	GODAVARI	MADHUSUDHAN GUNDA	B	40000	106.2
540377	IFL	MADHUSUDHAN CHAKRAVARTHY	S	4109178	1.43
543951	INNOVATUS	ARUNDHATI	B	21000	62
543951	INNOVATUS	MINIBOSS CONSULTANCY PRIVATE LIMITED	S	30000	62
544221	KIZI	KIFS ENTERPRISE	B	102000	33.24
526409	KKALPANAIND	ALMOND POLYTRADERS PRIVATE LIMITED	S	824506	11.67
526409	KKALPANAIND	ASHISH CHUGH	B	566143	11.69
533602	LESHAIND	ANKITA VISHAL SHAH	S	916848	2.75
533602	LESHAIND	ANKITA VISHAL SHAH	B	1716848	2.65
533602	LESHAIND	SHREYANS SHANTILAL SHAH	S	5210000	2.68
543613	MAFIA	PUNAM	S	28000	15.33
543613	MAFIA	SONIA MAHAL	B	28000	16.38
514060	MARKOBENZ	GOBINDSINGH JAGATSINGH DHAWDA	B	100000	22.73
514060	MARKOBENZ	KAUSHAL HITESH BHAI PARIKH	S	659454	22.73
514060	MARKOBENZ	MINDTREE MACHINERY PRIVATE LIMITED	S	200000	22.7
514060	MARKOBENZ	SEIFER RICHARD MASCARENHAS	B	319113	22.7
539762	MEAPL	DAMJI RAGHAVJI CHARLA	B	20000	72.95

539762	MEAPL	KASTURCHAND JETHMAL KOCHAR	B	44112	72
539762	MEAPL	MULTIPLIER SHARE & STOCK ADVISORS PRIVATE LIMITED	S	33000	72.95
539762	MEAPL	PARASBEN KOCHAR	S	44112	72
539126	MEP	ELARA INDIA OPPORTUNITIES FUND LIMITED	S	2000000	8.43
539126	MEP	POLUS GLOBAL FUND	S	2000000	8.43
539126	MEP	VANI AGENCIES PRIVATE LIMITED	B	4884310	8.43
523373	MINID	MILIND KISHORE MADHANI HUF	B	20000	114.45
523373	MINID	PARESH DHIRAJLAL SHAH	S	19634	114.46
523373	MINID	PARESH DHIRAJLAL SHAH	B	6000	114.88
523373	MINID	PRANITH REALITIES LLP	S	21385	114.88
523373	MINID	SUCCEDERE COMMERCIAL LLP	S	32233	114.88
523373	MINID	SVASTI COMMERCIAL LLP	S	29818	114.88
532817	ORIENTALTL	IRAGE BROKING SERVICES LLP	S	242356	16.7
532817	ORIENTALTL	IRAGE BROKING SERVICES LLP	B	91592	16.16
532817	ORIENTALTL	VOGUE COMMERCIAL COMPANY LIMITED	S	254791	16.85
532817	ORIENTALTL	VOGUE COMMERCIAL COMPANY LIMITED	B	378327	16.12
531395	PADAMCO	MANJULA HIRJI GADA	B	25400	66.08
531395	PADAMCO	REKHA GUPTA .	S	50000	66.35
531255	PARAGONF	MC JAIN & COMPANY PRIVATE LIMITED	B	30000	70.3
532911	PARLEIND	DILIP AMULAKHBHAI TANNA	B	130010	17.07
532911	PARLEIND	F3 ADVISORS PRIVATE LIMITED	S	10	17.1
532911	PARLEIND	F3 ADVISORS PRIVATE LIMITED	B	210010	17.1
532911	PARLEIND	GLOBALWORTH SECURITIES LIMITED	S	76444	16.92
532911	PARLEIND	GLOBALWORTH SECURITIES LIMITED	B	53500	17.08
532911	PARLEIND	MULTIPLIER SHARE & STOCK ADVISORS PRIVATE LIMITED	S	350000	17.09
532911	PARLEIND	SANJAY AGRAWAL	B	100000	17.09
537573	POLYMAC	MAYURBHAI ARVINDBHAI JOSHI	B	32800	30.07
530095	PRADHIN	PRITESH MAFATLAL VORA	B	20871	57.93
511557	PROFINC	RASHMI PRATAP LODAYA	B	1173271	1.05
536659	PVVINFRA	MULTIPLIER SHARE & STOCK ADVISORS PRIVATE LIMITED	S	497796	10.18
541601	RAJNISH	ABHINAV COMMOSALES	S	3266315	4.76
541601	RAJNISH	ABHINAV COMMOSALES	B	5766315	4.75
541601	RAJNISH	GAJRAJ COMMOSALES LLP	S	6684351	4.74
531233	RASIELEC	AMITMAURYA	S	152329	42.71
531233	RASIELEC	AMITMAURYA	B	163014	40.57
532687	REPRO	ASHISH RAMESHCHANDRA KACHOLIA	S	100000	625
532687	REPRO	JVS JOYRASS HOLDINGS	B	100000	625
543171	ROJL	BHARAT RASIKLAL SHAH	S	296290	3.51
512097	SAICOM	SURENDERSINGH	S	1255550	0.56
512097	SAICOM	SURENDERSINGH	B	455550	0.57
531569	SANJVIN	NEXT ORBIT VENTURES FUND	S	200000	290
539574	SCL	DANVEER INVESTMENT PRIVATE LIMITED	S	6000000	2.12
540072	SHIVAEXPO	IRA CHATTERJI	S	80000	15
539217	SRESTHA	ISH TRAVEL & TOURS PRIVATE LIMITED	S	5041250	2.04
539217	SRESTHA	SYLPH TECHNOLOGIES LIMITED	S	4236021	2.04
539217	SRESTHA	SYLPH TECHNOLOGIES LIMITED	B	2272711	2.09
543745	SVS	SANTOSH SRINIVASULU SIDDAM SET .	B	144000	17
543745	SVS	YELLOWSTONE VENTURES LLP	S	144000	17
531039	SWADHATURE	MULTIPLIER SHARE & STOCK ADVISORS PRIVATE LIMITED	S	21261	9.57
524661	WELCURE	RUCHIRA GOYAL	B	148025	7.33
532616	XCHANGING	MAGPRO SECURITIES PRIVATE LIMITED	S	627583	132.18
532616	XCHANGING	MAGPRO SECURITIES PRIVATE LIMITED	B	616983	131.42
532616	XCHANGING	QE SECURITIES LLP	S	547888	131.4
532616	XCHANGING	QE SECURITIES LLP	B	562120	132.14

NSE

Security Code	Security Name	Client Name	Deal	Quantity	Price
ADANIPOWER	Adani Power Limited	CITIGROUP GLOBAL MARKETS MAURITIUS PRIVATE LIMITED	SELL	838000	662.5
ADANIPOWER	Adani Power Limited	CITIGROUP GLOBAL MARKETS SINGAPORE PTE LIMITED	BUY	838000	662.5
AHLADA	Ahlada Engineers Limited	KHANDELA SECURITIES PRIVATE LIMITED	SELL	118263	103.72
ANTGRAPHIC	Antarctica Graphics Ltd	JYOTI KUTHARI	SELL	950000	1.94
ATAM	Atam Valves Limited	ESAAR (INDIA) LIMITED	SELL	69385	169.66
AUBANK	AU Small Finance Bank Ltd	CITIGROUP GLOBAL MARKETS MAURITIUS PVT LTD	BUY	530002	630
AUBANK	AU Small Finance Bank Ltd	DSP MUTUAL FUND	BUY	10317460	630
AUBANK	AU Small Finance Bank Ltd	DSP MUTUAL FUND	BUY	10317460	630
AUBANK	AU Small Finance Bank Ltd	FINCARE BUSINESS SERVICES LIMITED	SELL	12756118	630
AUBANK	AU Small Finance Bank Ltd	FINCARE BUSINESS SERVICES LIMITED	SELL	12756118	630
AUBANK	AU Small Finance Bank Ltd	MORGAN STANLEY ASIA SINGAPORE PTE	BUY	1060001	630
AUBANK	AU Small Finance Bank Ltd	SOCIETE GENERALE	BUY	689652	630
BRACEPORT	Brace Port Logistics Ltd	STATSOL RESEARCH LLP	BUY	291200	159.6
BRACEPORT	Brace Port Logistics Ltd	WEALTHGROW INVESTMENT	BUY	110400	152
CAPTRUST	Capital Trust Limited	MOONLIGHT EQUITY PRIVATE LIMITED	BUY	240000	173.54
CAPTRUST	Capital Trust Limited	YOGEN KHOSLA	SELL	240000	173.54
CGPOWER	CG Power & Ind. Sol. Ltd.	CITIGROUP GLOBAL MARKETS MAURITIUS PRIVATE LIMITED	SELL	703000	738
CGPOWER	CG Power & Ind. Sol. Ltd.	CITIGROUP GLOBAL MARKETS SINGAPORE PTE LIMITED	BUY	703000	738
DAVANGERE	Davangere Sugar Company	MIKER FINANCIAL CONSULTANTS PVT LTD	SELL	5131927	6.84
FELIX	Felix Industries Ltd.	MOHIT KUMAR MATHUR	BUY	80000	264.16
FELIX	Felix Industries Ltd.	PRAJAL BHANDARI	SELL	70500	257.7
FELIX	Felix Industries Ltd.	RAJ NARENDRA MEHTA HUF	SELL	125000	265
FELIX	Felix Industries Ltd.	SAPNA DEVANG SHAH	SELL	84500	256.35
FORCAS	Forcas Studio Limited	GROWTH SECURITIES PRIVATE LIMITED	BUY	320000	159.6
FORCAS	Forcas Studio Limited	PACE STOCK BROKING SERVICES PVT LTD	BUY	128000	152
FORCAS	Forcas Studio Limited	STATSOL RESEARCH LLP	BUY	291200	157.85
FORCAS	Forcas Studio Limited	WEALTHGROW INVESTMENT	BUY	160000	152
GSTL	Globesecure Techno Ltd	AARTI BHATIA	BUY	90000	50
GSTL	Globesecure Techno Ltd	VARUN KRISHNAVATAR KABRA	SELL	291000	50
GOACARBON	Goa Carbon Ltd	UBS PRINCIPAL CAPITAL ASIA LIMITED	BUY	104576	862.89
GRETEX	Gretext Industries Ltd.	GREENVALLEY TIE UP PRIVATE LIMITED	BUY	24000	140.95
GRETEX	Gretext Industries Ltd.	NAVIN KUMAR GUPTA	SELL	24000	141.03
GSMFOILS	GSM Foils Limited	VICCO LABORATORIES GOA	BUY	100000	72.51
HEADSUP	Heads UP Ventures Limited	AUTHUM INVESTMENT & INFRASTRUCTURE LIMITED	SELL	163906	13.01
INTERARCH	Interarch Building Prod L	BOFA SECURITIES EUROPE SA	BUY	130000	1287.75
INTERARCH	Interarch Building Prod L	PINEBRIDGE INV ASIA LIMITED A/C PB GLOBAL FUNDS-PINEBRIDGE INDIA EQ FUND	BUY	166672	1202.92
INTERARCH	Interarch Building Prod L	PM CONSULTANCY	BUY	106000	1285.78
JALAN	Jalan Transolu. India Ltd	PRIYATOSH GHOSH	BUY	114000	3.86
KAMOPAINTS	Kamdhenu Ventures Limited	JAINAM BROKING LIMITED	SELL	2511730	40.34
KIRIINDUS	Kiri Industries Limited	ERISKA INVESTMENT FUND LTD	SELL	449573	369.66
KRISHCA	Krishca Strapping Sltm L	RAMYA S	SELL	155500	389.85
MEDPLUS	Medplus Health Serv Ltd	GOVERNMENT OF SINGAPORE	BUY	1154994	616.2
MEDPLUS	Medplus Health Serv Ltd	ICICI PRUDENTIAL INDIA OPPORTUNITIES FUND	BUY	1812505	616
MEDPLUS	Medplus Health Serv Ltd	ICICI PRUDENTIAL INNOVATION FUND	BUY	604169	616
MEDPLUS	Medplus Health Serv Ltd	ICICI PRUDENTIAL MULTI-ASSET FUND	BUY	966670	616
MEDPLUS	Medplus Health Serv Ltd	ICICI PRUDENTIAL PHARMA HEALTHCARE & DIAGNOSTICS (P.H.D.) FUND	BUY	1706776	616
MEDPLUS	Medplus Health Serv Ltd	LAVENDER ROSE INVESTMENT LIMITED	SELL	13563607	616.48
NAGREEKEXP	Nagreeka Ex ports Limited	ANKITA VISHAL SHAH	SELL	225000	54.4
NITCO	Nitco Limited	JM FINANCIAL ASSET RECONSTRUCTION COMPANY LIMITED	SELL	510108	90.83
NITIRAJ	Nitiraj Engineers Ltd	MULTIPLIER SHARE & STOCK ADVISORS PRIVATE LIMITED	SELL	51994	214.45

ORTINLAB	Ortin Laboratories Ltd	ARIHANT CAPITAL MARKETS LIMITED	BUY	50000	24.79
ORTINLAB	Ortin Laboratories Ltd	GULSHAN INVESTMENT CO. LTD.	BUY	50000	22.78
ORTINLAB	Ortin Laboratories Ltd	PNEUMATIC SERVICES PRIVATE LIMITED	BUY	50000	23.62
ORTINLAB	Ortin Laboratories Ltd	RANJEET GABA	SELL	42602	23.58
ORTINLAB	Ortin Laboratories Ltd	SUMANCHEPURI	SELL	50000	24.79
PAR	Par Drugs and Chem Ltd	BLUESKY INFRA DEVELOPERS PRIVATE LIMITED	BUY	95481	225
PAR	Par Drugs and Chem Ltd	SAVANI SARITABEN VALLABHBHAI	SELL	102886	225.29
PPSL	Picturepost Studios Ltd	JOLLY WILSON	SELL	240000	36.59
PPSL	Picturepost Studios Ltd	MANSI SHARE AND STOCK ADVISORS PVT LTD	BUY	204000	35.87
RAMASTEEL	Rama Steel Tubes Limited	EBISU GLOBAL OPPORTUNITIES FUND LIMITED	BUY	30000000	10
RAMASTEEL	Rama Steel Tubes Limited	MINERVA VENTURES FUND	BUY	15000000	10
RAMASTEEL	Rama Steel Tubes Limited	NARESH KUMAR BANSAL	SELL	60000000	10
RAMASTEEL	Rama Steel Tubes Limited	RICHI BANSAL	SELL	70000000	10.03
REPRO	Repro India Limited	ASHISH KACHOLIA	SELL	75000	625
RICHA	Richa Info Systems Ltd	KIFS ENTERPRISE	BUY	100000	105.94
RICHA	Richa Info Systems Ltd	PRADEEP KUMAR DAGA	SELL	22000	105.95
SSDL	Saraswati Saree Depot Ltd	MULTIPLIER SHARE & STOCK ADVISORS PRIVATE LIMITED	SELL	365000	169.31
SEAMECLTD	SEAMEC Limited	LEGENDS GLOBAL OPPORTUNITIES (SINGAPORE) PTE. LTD.	BUY	190000	1525
SEAMECLTD	SEAMEC Limited	LEGENDS GLOBAL OPPORTUNITIES (SINGAPORE) PTE. LTD.	BUY	190000	1525
SEAMECLTD	SEAMEC Limited	NOMURA SINGAPORE LIMITED	SELL	190000	1525
SEAMECLTD	SEAMEC Limited	NOMURA SINGAPORE LIMITED	SELL	190000	1525
SERVICE	Service Care Limited	BLUESKY INFRA DEVELOPERS PRIVATE LIMITED	SELL	68000	80.52
OSWALSEEDS	ShreeOswal S and Che Ltd	RAJ KUMAR AGRAWAL	SELL	500000	35.11
SUNLITE	Sunlite Recycling Ind Ltd	MULTIPLIER SHARE & STOCK ADVISORS PRIVATE LIMITED	SELL	234000	188.54
VBL	Varun Beverages Limited	CITIGROUP GLOBAL MARKETS MAURITIUS PRIVATE LIMITED	SELL	507000	1578.5
VBL	Varun Beverages Limited	CITIGROUP GLOBAL MARKETS SINGAPORE PTE LIMITED	BUY	507000	1578.5
VERITAAS	Veritaas Advertising Ltd	CHANAKYA OPPORTUNITIES FUND I	SELL	72000	176.41

Disclosure:

Research Reports that are published by Nirmal Bang Securities Private Limited (hereinafter referred to as “NBSPL”) are for private circulation only. NBSPL is a registered Research Analyst under SEBI (Research Analyst) Regulations, 2014 having Registration no. INH000001766. NBSPL is also a registered Stock Broker with National Stock Exchange of India Limited, BSE Limited, Metropolitan Stock Exchange of India Limited, Multi Commodity Exchange of India Limited and , National Commodity and Derivative Exchange Limited in Capital Market , Equity and Commodities derivatives segments and Currency Derivatives Segment .

NBSPL has other business divisions with independent research teams separated by Chinese walls, and therefore may, at times, have different or contrary views on stocks and markets.

NBSPL or its associates have not been debarred / suspended by SEBI or any other regulatory authority for accessing / dealing in securities Market since last 20 years. NBSPL, its associates or analyst or his relatives do not hold any financial interest (Except Investment) in the subject company. NBSPL or its associates or Analyst do not have any conflict or material conflict of interest at the time of publication of the research report with the subject company. NBSPL or its associates or Analyst or his relatives may or may not hold beneficial ownership of 1% or more in the subject company at the end of the month immediately preceding the date of publication of this research report.

NBSPL or its associates / analyst has not received any compensation / managed or co-managed public offering of securities of the company covered by Analyst during the past twelve months. NBSPL or its associates have not received any compensation or other benefits from the company covered by Analyst or third party in connection with the research report. Analyst has not served as an officer, director or employee of Subject Company. NBSPL / analyst has not been engaged in market making activity of the subject company.

Analyst Certification: The research analysts and authors of these reports, hereby certify that the views expressed in this research report accurately reflects my/our personal views about the subject securities, issuers, products, sectors or industries. It is also certified that no part of the compensation of the analyst(s) was, is, or will be directly or indirectly related to the inclusion of specific recommendations or views in this research. The analyst(s) principally responsible for the preparation of this research report and has taken reasonable care to achieve and maintain independence and objectivity in making any recommendations.

Disclaimer:

The Research Report is for the personal information of the authorized recipient and does not construe to be any investment, legal or taxation advice. NBSPL is not soliciting any action based upon it. Nothing in the research report shall be construed as a solicitation to buy or sell any security or product, or to engage in or refrain from engaging in any such transaction. In preparing the research report, we did not take into account the investment objectives, financial situation and particular needs of the reader.

The research report has been prepared for the general use of the clients of NBSPL and must not be copied, either in whole or in part, or distributed or redistributed to any other person in any form. If you are not the intended recipient you must not use or disclose the information in the research report in any way. Though disseminated to all the customers simultaneously, not all customers may receive the research report at the same time. NBSPL will not treat recipients as customers by virtue of their receiving the research report. The research report is not directed or intended for distribution to or use by any person or entity resident in a state, country or any jurisdiction, where such distribution, publication, availability or use would be contrary to law, regulation or which would subject NBSPL & its group companies to registration or licensing requirements within such jurisdictions.

The report is based on the information obtained from sources believed to be reliable, but we do not make any representation or warranty that it is accurate, complete or up-to-date and it should not be relied upon as such. We accept no obligation to correct or update the information or opinions in it. NBSPL or any of its affiliates or employees shall not be in any way responsible for any loss or damage that may arise to any person from any inadvertent error in the information contained in the research report. NBSPL or any of its affiliates or employees do not provide, at any time, any express or implied warranty of any kind, regarding any matter pertaining to this report, including without limitation the implied warranties of merchantability, fitness for a particular purpose, and non-infringement. The recipients of the research report should rely on their own investigations.

This information is subject to change without any prior notice. NBSPL reserves its absolute discretion and right to make or refrain from making modifications and alterations to this statement from time to time. Nevertheless, NBSPL is committed to providing independent and transparent recommendations to its clients, and would be happy to provide information in response to specific client queries.

Before making an investment decision on the basis of research report, the reader needs to consider, with or without the assistance of an adviser, whether the advice is appropriate in light of their particular investment needs, objectives and financial circumstances. There are risks involved in securities trading. The price of securities can and does fluctuate, and an individual security may even become valueless. International investors are reminded of the additional risks inherent in international investments, such as currency fluctuations and international stock market or economic conditions, which may adversely affect the value of the investment. Opinions expressed are subject to change without any notice. Neither the company nor the director or the employees of NBSPL accept any liability whatsoever for any direct, indirect, consequential or other loss arising from any use of the research report and/or further communication in relation to the research report. Here it may be noted that neither NBSPL, nor its directors, employees, agents or representatives shall be liable for any damages whether direct or indirect, incidental, special or consequential including lost revenue or lost profit that may arise from or in connection with the use of the information contained in the research report.

Copyright of this document vests exclusively with NBSPL.

Our reports are also available on our website

Registration granted by SEBI and certification from NISM in no way guarantee performance of NBSPL or provide any assurance of returns to investors.

Nirmal Bang Research (Division of Nirmal Bang Securities Pvt. Ltd.)

B-2, 301/302, Marathon Innova,
Opp. Peninsula Corporate Park
Off. Ganpatrao Kadam Marg
Lower Parel(W), Mumbai-400013
Board No. : 91 22 6723 8000/8001
Fax. : 022 6723 8010